





CORE Subjects	Lesson and Resources	Notes / Extension Task
ENGLISH	<a href="#">01. What is a speech.pptx</a>	
	<a href="#">02. What is direct address.pptx</a>	
	<a href="#">03. What are rhetorical questions.pptx</a>	
	<a href="#">04. and 05. Planning a speech.pptx</a>	
	<a href="#">04. and 05. Planning a speech.pptx</a>	
	<a href="#">06. Writing a speech.pptx</a>	
	<a href="#">07. and 08. Presenting your speech.pptx</a>	

CORE Subjects	Lesson and Resources	Notes / Extension Task
MATHS	<u>Lesson 1</u> Time telling <b>Sparx: M892 and M627</b>	<u>Notes:</u> Where relevant, find the Sparx Task by clicking on Independent Learning:  And then search for the relevant task in the Search bar:  Use the videos for support as you answer the questions. <u>Extension Tasks:</u> Complete all Compulsory, Target and XP Boost tasks at 100%
	<u>Lesson 2</u> Calculating with time <b>Sparx: M515</b> Follow this link and answer the questions. Click the tick at the bottom to check your answers. <a href="#">Time calculations</a>	
	<u>Lesson 3</u> Algebraic Notation <b>Sparx: M813</b> Follow the links and answer the questions. Click the tick at the bottom to check your answers. <a href="#">Algebraic Notation Practice</a>	
	<u>Lesson 4</u> Collecting Like Terms <b>Sparx: M795, M531</b> Follow the links and answer the questions. Click the tick at the bottom to check your answers. <a href="#">Collecting Like Terms Practice</a>	

CORE Subjects	Lesson and Resources	Notes / Extension Task
MATHS	<p><u>Lesson 5</u>            Factors <b>Sparx: M823</b>            HCF <b>Sparx: M698</b>            Follow this link and answer the questions. Click the tick at the bottom to check your answers.  <a href="#">Factors</a></p>	<p><u>Notes:</u>            Where relevant, find the Sparx Task by clicking on Independent Learning:</p> 
	<p><u>Lesson 6</u>            Multiples <b>Sparx: M227</b>            Follow this link and answer the questions. Click the tick at the bottom to check your answers.  <a href="#">Multiples</a>  <a href="#">LCM</a></p>	<p>And then search for the relevant task in the Search bar:</p>  <p>Use the videos for support as you answer the questions.</p>
	<p><u>Lesson 7</u>            Adding Integers <b>Sparx: M928</b>            Follow this link and answer the questions. Click the tick at the bottom to check your answers.  <a href="#">Adding integers</a></p>	<p><u>Extension Tasks:</u>            Complete all Compulsory, Target and XP Boost tasks at 100%</p>

CORE Subjects	Lesson and Resources	Notes / Extension Task
SCIENCE	<p>Lesson 1: Year 7&gt;Reproduction and variation &gt; human reproductive system  <a href="#">Curriculum - Curriculum</a></p> <p>Lesson 2:Fertilisation  <a href="#">Curriculum - Curriculum</a></p> <p>Lesson 3: Gestation and risk factors  <a href="#">Curriculum - Curriculum</a></p> <p>Lesson 4: Birth  <a href="#">Curriculum - Curriculum</a></p> <p>Lesson 5: Puberty and menstruation  <a href="#">Curriculum - Curriculum</a></p>	<p><a href="#">Sparx - How to Use</a></p> <p><u>Notes:</u></p> <p>Where relevant, find the Sparx Task by clicking on Independent Learning:</p> <div data-bbox="1384 518 1482 598">Independent Learning</div> <p>And then search for the relevant task in the Search bar:</p> <div data-bbox="1377 694 1930 754"> <div>Search for topics:</div> <div>Your curriculum:</div> <div>Enter topic name or code</div> <div>Key Stage 3</div> </div>

Foundation Subject	Lesson and Resources	Notes / Extension Task
ART		
DRAMA		
FRENCH	<p>Here are the topics that we are studying this half term:</p> <p><b>Describing where you live:</b></p> <ul style="list-style-type: none"> <li>- Describing the area you live in</li> <li>- Describing your house</li> <li>- Expressing where you would like to live</li> <li>- Describing what there is in your town</li> <li>- Talking about what you can do in your town</li> <li>-</li> </ul> <p>Find these topics here on BBC Bitesize:</p> <p><a href="#">KS3 French topics</a></p> <p><a href="#">My house</a></p> <p><a href="#">My room</a></p> <p><a href="#">My local area</a></p> <p><a href="#">Talking about where you live</a></p> <p><a href="#">My dream house</a></p> <p>Practise the vocabulary from the French page in your Knowledge Organiser.</p>	<p><b>Notes:</b></p> <ol style="list-style-type: none"> <li>1. Watch the video on Bitesize and complete the activities.</li> <li>2. Make a note of any new words in French and English.</li> </ol> <p><b>Homework / Extension tasks:</b></p> <ol style="list-style-type: none"> <li>1. Write a short paragraph (50 words) about the topic. Use opinions and future tense. Revise writing it out from memory – ask someone at home to test you if possible!</li> <li>2. Active Learn. Go to <a href="https://www.pearsonactivelearn.com/app/Home">https://www.pearsonactivelearn.com/app/Home</a> Your username is your Regis School email. Your password is TR5Reset23 Complete set tasks.</li> </ol>

Foundation Subject	Lesson and Resources	Notes / Extension Task
<b>GEOGRAPHY</b>	Two weeks beginning 30 <sup>th</sup> June Please see Arbor for end of year exam revision resources and activities.	If you have finished all the tasks in the lesson and resources section and wish to continue some more geography work log on to Seneca using your school account.  Search for KS3 Geography and work your way through the learning and quizzes for the topic you are currently learning.
<b>HISTORY</b>	<a href="https://www.thenational.academy/pupils/programmes/history-secondary-year-8/units/henry-viii-and-the-reformation-how-unusual-was-the-english-reformation/lessons">https://www.thenational.academy/pupils/programmes/history-secondary-year-8/units/henry-viii-and-the-reformation-how-unusual-was-the-english-reformation/lessons</a>	

Foundation Subject	Lesson and Resources	Notes / Extension Task
MUSIC		
RELIGIOUS STUDIES	Lesson 1 The church <a href="https://thenational.academy/pupils/lessons/the-church-and-pentecost-6dh3gd?share=true">https://thenational.academy/pupils/lessons/the-church-and-pentecost-6dh3gd?share=true</a>	Notes: 1. Open the link and complete the lesson by following the instructions for each task. Extension task: Create a ten question quiz about this topic.
	Lesson 2 Afterlife <a href="https://thenational.academy/pupils/lessons/afterlife-6xgpad?share=true">https://thenational.academy/pupils/lessons/afterlife-6xgpad?share=true</a>	Notes: 2. Open the link and complete the lesson by following the instructions for each task. Extension task: Create a ten question quiz about this topic.
SPANISH	<p>Here are the topics that we are studying this half term:</p> <p><b>Describing where you live:</b></p> <ul style="list-style-type: none"> <li>- Describing the area you live in</li> <li>- Describing your house</li> <li>- Expressing where you would like to live</li> <li>- Describing what there is in your town</li> <li>- Talking about what you can do in your town</li> </ul> <p>Find these topics here on BBC Bitesize:</p> <p><a href="#">KS3 Spanish topics</a></p> <p><a href="#">Where I live - KS3 Spanish - BBC Bitesize</a></p> <p><a href="#">Exploring the town - KS2 Spanish - BBC Bitesize</a></p> <p><a href="#">Describing my room - KS3 Spanish - BBC Bitesize</a></p>	<p><b>Notes:</b></p> <ul style="list-style-type: none"> <li>3. Watch the video on Bitesize and complete the activities.</li> <li>4. Make a note of any new words in Spanish and English.</li> </ul> <p><b>Homework / Extension tasks:</b></p> <ul style="list-style-type: none"> <li>3. Write a short paragraph (50 words) about the topic. Use opinions and future tense. Revise writing it out from memory – ask someone at home to test you if possible!</li> <li>4. Active Learn. Go to <a href="https://www.pearsonactivelearn.com/app/Home">https://www.pearsonactivelearn.com/app/Home</a> Your username is your Regis School email. Your password is TR5Reset23 Complete set tasks.</li> </ul>